ZiloAcademy

✨ Grade 2 Maths — Graphs & Charts ✨

Name: Demo Grade 2 **Date:** 26/11/2026

Let's think it through together!

1

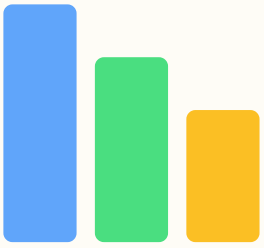

Ana counted **9** dogs, **7** cats and **5** birds. How many more dogs than cats did she count?

2



Ana counted **2** apples, **8** bananas and **3** oranges. How many did she count in total?

3



Ana counted **5** red cars, **12** blue cars and **11** green cars. How many more blue cars than red cars did she count?

4

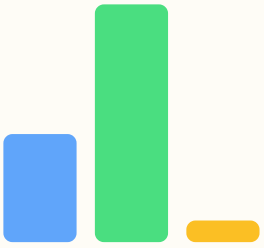

Ana counted **5** dogs, **11** cats and **1** birds. How many did she count in total?

5



Ana counted **10** red cars, **4** blue cars and **4** green cars. How many did she count in total?

6

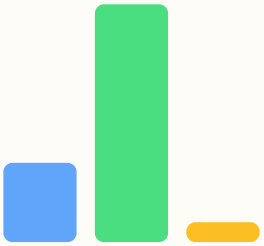

Ana counted **4** apples, **12** bananas and **1** oranges. How many more bananas than apples did she count?

7



Ana counted **3** red cars, **3** blue cars and **10** green cars. How many more red cars than blue cars did she count?

8



Ana counted **8** apples, **11** bananas and **1** oranges. How many more bananas than apples did she count?

9



Ana counted 7 dogs, 10 cats and 6 birds. How many more cats than dogs did she count?

10



Ana counted 12 red cars, 7 blue cars and 12 green cars. How many more red cars than blue cars did she count?

You did it — great work!