ZiloAcademy

✨ Grade 5 Maths — Data & Graphing ✨

Name: Demo Grade 5 **Date:** 26/11/2026

1

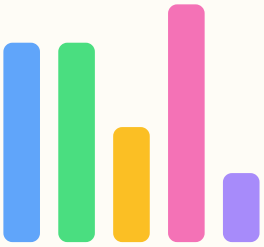

A shop's daily sales over **5** days were: **26**, **26**, **15**, **31**, **9**. What is the range (highest minus lowest)?

2

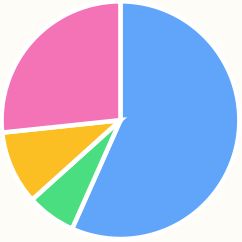

A survey of 30 people gave these results — Group A: 17, Group B: 2, Group C: 3, Group D: 8. What percentage (to the nearest whole number) chose Group A?

3

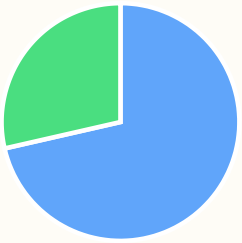

A survey of 21 people gave these results — Group A: 15, Group B: 6. What percentage (to the nearest whole number) chose Group A?

4

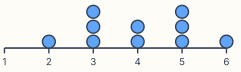

This dot plot shows 10 recorded values. Which value occurs most often (the mode)?

5

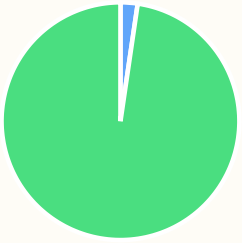

A survey of 43 people gave these results — Group A: 1, Group B: 42. What percentage (to the nearest whole number) chose Group A?

6

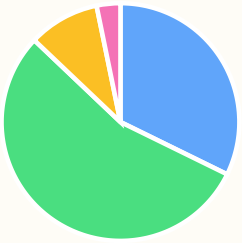

A survey of 31 people gave these results — Group A: 10, Group B: 17, Group C: 3, Group D: 1. What percentage (to the nearest whole number) chose Group A?

7

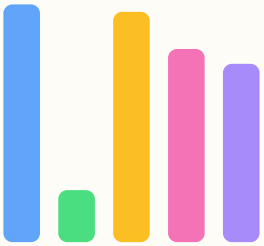

A shop's daily sales over **5** days were: **32**, **7**, **31**, **26**, **24**. What was the mean (average) daily sales?

8

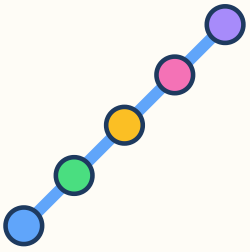

Recorded over 5 days, a puppy's weight (kg, ×10 for whole numbers) went: 3, 9, 15, 21, 27. Following the same pattern, what will day 6 be?

9

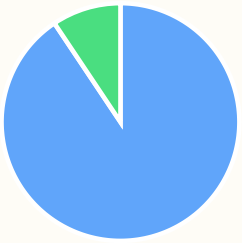

A survey of 32 people gave these results — Group A: 29, Group B: 3. What percentage (to the nearest whole number) chose Group A?

10

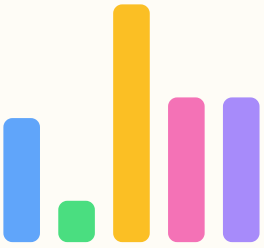

A shop's daily sales over **5** days were: **12**, **4**, **23**, **14**, **14**. What is the range (highest minus lowest)?